



Connectors > PCB Connectors > Board-to-Board Connectors > Board-to-Board Jumpers & Shunts



Shunt Type: **Tandem Spring**

Shunt Style: **Open Top**

Connector System: **Board-to-Board**

Number of Positions: **2**

Centerline (Pitch): **2.54 mm [.1 in]**

Features

Product Type Features

Connector System	Board-to-Board
Sealable	No
Connector & Contact Terminates To	Printed Circuit Board

Configuration Features

Number of Positions	2
---------------------	---

Electrical Characteristics

Termination Resistance	20 mΩ
Insulation Resistance	1000 MΩ

Body Features

Handle	Without
--------	---------

Contact Features

Contact Mating Area Plating Material Thickness	2.54 μm[100 μin]
Contact Mating Area Plating Material	Tin
Contact Base Material	Phosphor Bronze
Shunt Type	Tandem Spring
Shunt Style	Open Top
Contact Current Rating (Max)	3 A

Housing Features



Housing Material	Nylon, Polyester
Housing Color	Black
Centerline (Pitch)	2.54 mm[.1 in]

Dimensions

Product Height	9.14 mm[.36 in]
----------------	-----------------

Usage Conditions

Operating Temperature Range	-40 – 85 °C[-40 – 185 °F]
-----------------------------	---------------------------

Operation/Application

Circuit Application	Signal
---------------------	--------

Industry Standards

CSA Certified	Yes
UL Rating	Recognized
UL Flammability Rating	UL 94V-0

Packaging Features

Jumper & Shunt Packaging	Loose Piece
Packaging Quantity	5000
Packaging Method	Bag

Product Compliance

[For compliance documentation, visit the product page on TE.com>](#)

EU RoHS Directive 2011/65/EU	Not Compliant
EU ELV Directive 2000/53/EC	Compliant with Exemptions
China RoHS 2 Directive MIIT Order No 32, 2016	Restricted Materials Above Threshold
EU REACH Regulation (EC) No. 1907/2006	Current ECHA Candidate List: JUNE 2022 (224) Candidate List Declared Against: JUNE 2022 (224) SVHC > Threshold: Pb (13% in Component Part) Article Safe Usage Statements: Do not eat, drink or smoke when using this product. Wash thoroughly after handling. Recycle if possible and dispose of the article by following all applicable governmental regulations relevant to your geographic location.
Halogen Content	Not Low Halogen - contains Br or Cl > 900 ppm.
Solder Process Capability	Not applicable for solder process capability

Product Compliance Disclaimer

This information is provided based on reasonable inquiry of our suppliers and represents our current actual knowledge based on the information they provided. This information is subject to change. The part numbers that TE has identified as EU RoHS compliant have a maximum concentration of 0.1% by weight in homogenous materials for lead, hexavalent chromium, mercury, PBB, PBDE, DBP, BBP, DEHP, DIBP, and 0.01% for cadmium, or qualify for an exemption to these limits as defined in the Annexes of Directive 2011/65/EU (RoHS2). Finished electrical and electronic equipment products will be CE marked as required by Directive 2011/65/EU. Components may not be CE marked. Additionally, the part numbers that TE has identified as EU ELV compliant have a maximum concentration of 0.1% by weight in homogenous materials for lead, hexavalent chromium, and mercury, and 0.01% for cadmium, or qualify for an exemption to these limits as defined in the Annexes of Directive 2000/53/EC (ELV). Regarding the REACH Regulation, the information TE provides on SVHC in articles for this part number is based on the latest European Chemicals Agency (ECHA) 'Guidance on requirements for substances in articles' posted at this URL: <https://echa.europa.eu/guidance-documents/guidance-on-reach>

Compatible Parts



TE Part # 5-146282-2
02 MODII HDR SRST B/A .100CL




TE Part # 5-146274-2
02 MODII HDR SRST B/A .100CL



TE Part # 5-146278-2
02 MODII HDR SRST B/A .100CL


Also in the Series | AMP M Series




Board-to-Board Jumpers & Shunts(7)




Rack & Panel Connectors(1)



Rectangular Connector Hardware(52)



Rectangular Power Connectors(66)



Standard Edge Connectors(2)

Documents

Product Drawings

TDM SPRING, SHUNT ASY 2 POS

English



CAD Files

3D PDF

3D

Customer View Model

[ENG_CVM_CVM_2-530153-2_AB.2d_dxf.zip](#)

English

Customer View Model

[ENG_CVM_CVM_2-530153-2_AB.3d_igs.zip](#)

English

Customer View Model

[ENG_CVM_CVM_2-530153-2_AB.3d_stp.zip](#)

English

By downloading the CAD file I accept and agree to the [Terms and Conditions](#) of use.

Product Specifications

Application Specification

English

Tandem Spring Shunt Connectors

English

Product Environmental Compliance

[MD_2-530153-2_0130201607_dmtec](#)

English

[MD_2-530153-2_0130201607_dmtec](#)

English

Instruction Sheets

Instruction Sheet (U.S.)

English

Tandem Spring Shunt Connector 530153

English

Agency Approvals

Agency Approval Document

English